



### District Report Card: 2017


<b>State:</b> Odisha	<b>District:</b> Cuttack
<b>Class:</b> 8	<b>Subject:</b> Language
<b>Schools:</b> 51	<b>Students:</b> 1312


### Participation/Coverage


#### Students

<div>GENDER</div> <div></div>	Boys		Girls	
	Number	%	Number	%
	651	49.62	661	50.38

<div>AREA</div> <div></div>	Rural		Urban	
	Number	%	Number	%
	1056	80.49	256	19.51

<div>CATEGORY</div> <div></div>	SC		ST		OBC		GEN	
	Number	%	Number	%	Number	%	Number	%
	358	27.29	54	4.12	674	51.37	226	17.23

<div>CWSN</div> <div></div>	LD	VI	HI	S&LD	ID	Oth
	1	5	0	0	5	12

<div>Management</div> <div></div>	Government		Government-aided	
	Number	%	Number	%
	1072	81.71	240	18.29

### Average Performance of Students in Language (%)

Overall	Gender		Area		Management		Social Group			
	Male	Female	Rural	Urban	Govt.	Aided	SC	ST	OBC	GEN
62.02	61.62	62.42	61.97	62.24	62.72	58.92	60.24	51.23	62.54	65.87

### Performance on Learning Outcomes (LOs)

Learning Outcomes	Description	Average Performance(%)
L813	Read textual/non-textual materials with comprehension and identifies the details, characters, main idea and sequence of ideas and events while reading	62.02

Range of Performance of Students who Answered Correctly							
Below 30%		30% - 50%		50% - 75%		Above 75%	
Number	%	Number	%	Number	%	Number	%
96	7.32	229	17.45	663	50.53	324	24.70

### Lowest Performing Learning Outcomes (LOs)

1 - Read textual/non-textual materials with comprehension and identifies the details, characters, main idea and sequence of ideas and events while reading (62.02)